

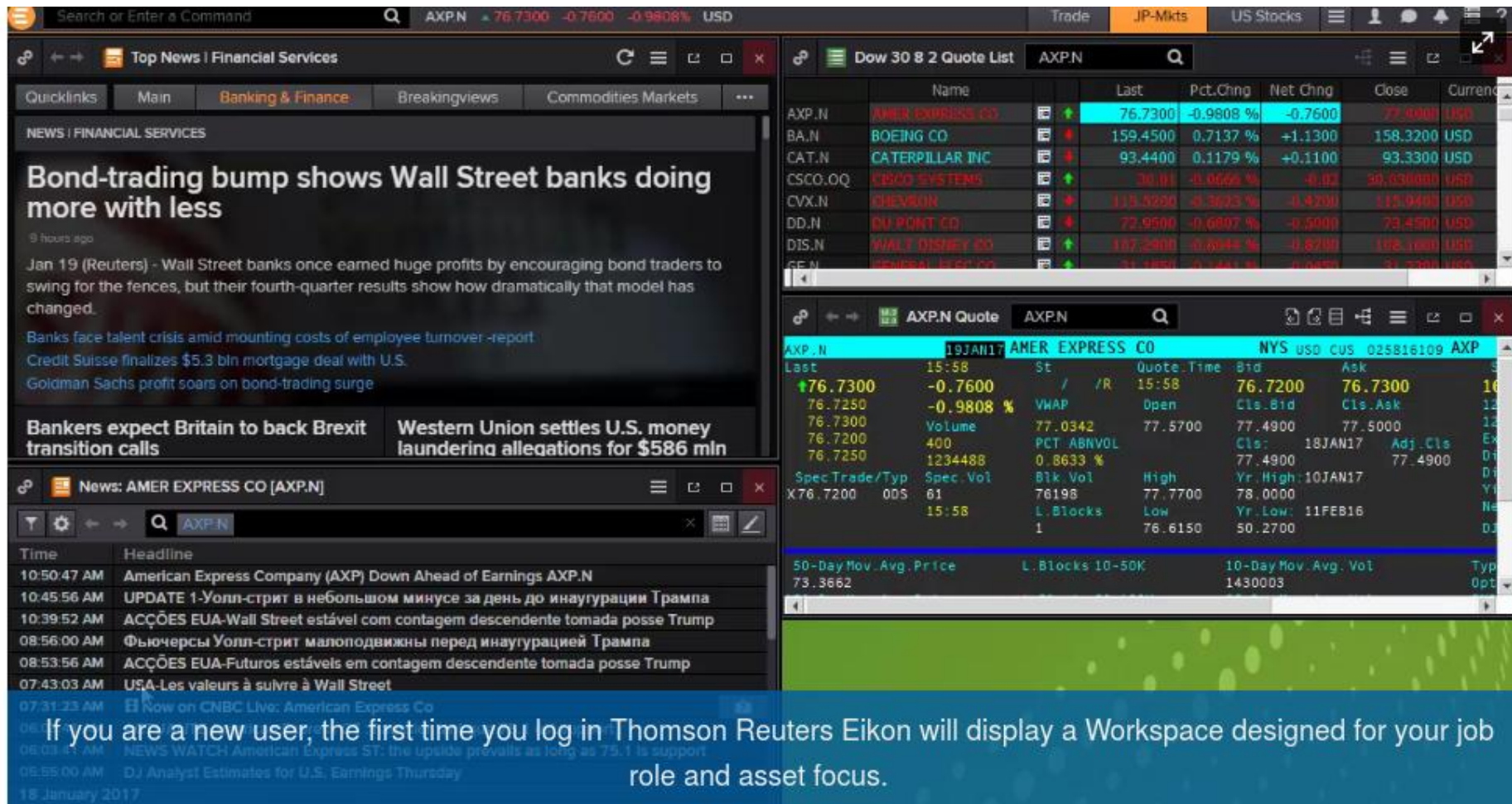
THOMSON REUTERS  
**EIKON**<sup>™</sup>

# THOMSON REUTERS EIKON QUICK START



# Getting Started with Thomson Reuters Eikon v4.Thomson Reuters Eikon Quick Start

Si eres un nuevo usuario, la primera vez que accedas a Thomson Reuters Eikon mostrará un workspace diseñado para tu perfil profesional



The screenshot displays the Thomson Reuters Eikon v4 interface. The top navigation bar includes a search field, the current stock symbol (AXP.N), its price (76.7300), change (-0.7600), and percentage change (-0.9808%), along with market indicators (Trade, JP-Mkts, US Stocks). The main workspace is divided into several panels:

- Top News | Financial Services:** A news feed with a prominent article titled "Bond-trading bump shows Wall Street banks doing more with less" from Reuters, dated Jan 19. Below it are smaller headlines like "Bankers expect Britain to back Brexit transition calls" and "Western Union settles U.S. money laundering allegations for \$586 mln".
- Dow 30 8 2 Quote List:** A table listing the top 30 stocks. The first row is highlighted in blue, showing AXP.N (AMER EXPRESS CO) with a last price of 76.7300, a percentage change of -0.9808%, and a net change of -0.7600. Other stocks listed include BOEING CO, CATERPILLAR INC, CISCO SYSTEMS, CHEVRON, DU PONT CO, and WALT DISNEY CO.
- AXP.N Quote:** A detailed quote window for American Express. It shows the last price of 76.7300, a change of -0.7600 (-0.9808%), and various market metrics such as volume (1234488), PCT. ABN VOL (0.8633%), and 50-day moving average (73.3662).
- News: AMER EXPRESS CO [AXP.N]:** A news feed for the selected stock, showing headlines like "American Express Company (AXP) Down Ahead of Earnings AXP.N" and "UPDATE 1-Уолл-стрит в небольшом минусе за день до инаугурации Трампа".

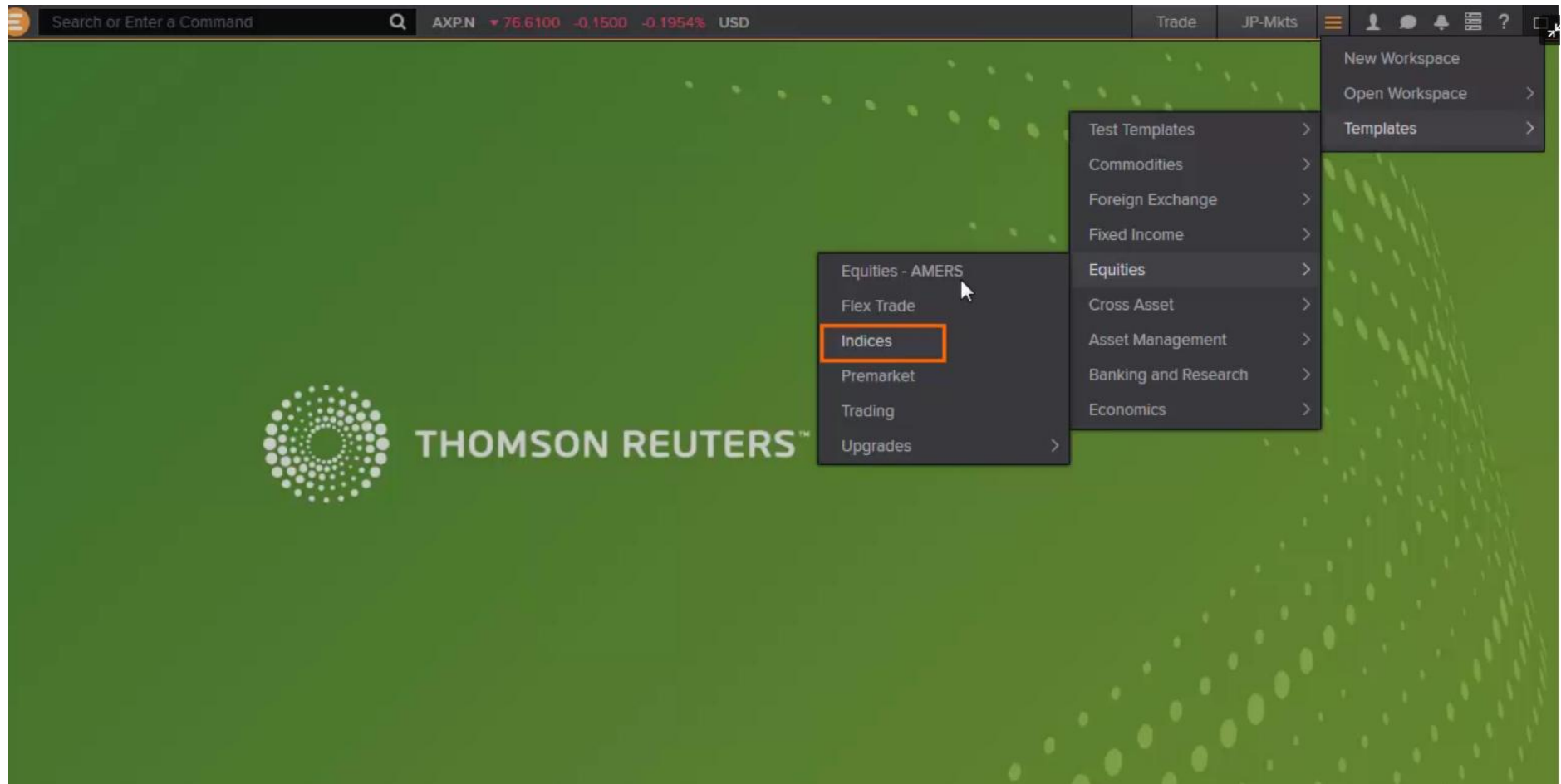
At the bottom of the screenshot, a blue banner contains the text: "If you are a new user, the first time you log in Thomson Reuters Eikon will display a Workspace designed for your job role and asset focus."

## Al iniciar sesión en Thomson Reuters Eikon también lo hará en Eikon Messenger

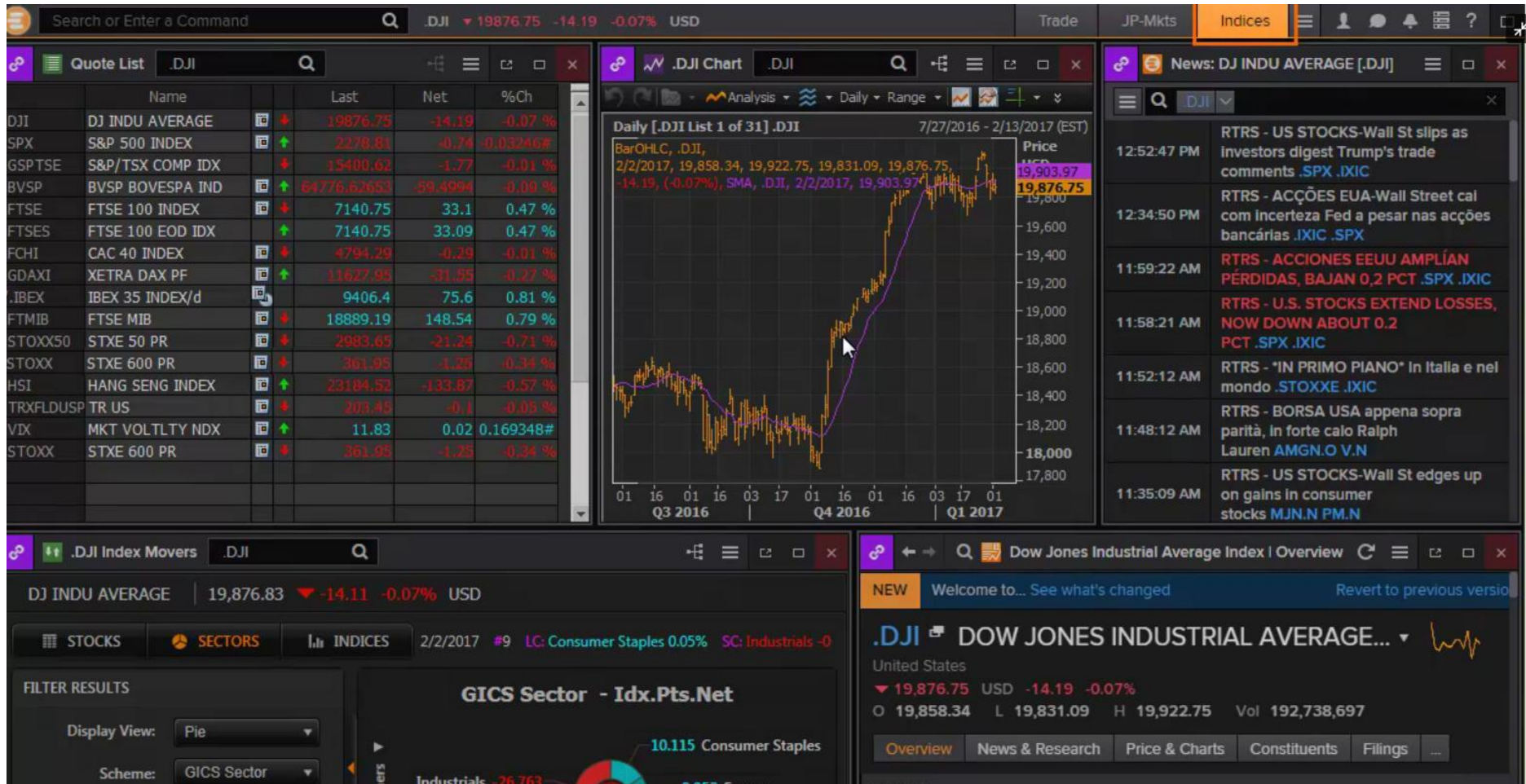
The screenshot displays the Thomson Reuters Eikon Messenger interface. On the left, a news feed titled "NEWS | FINANCIAL SERVICES" shows headlines such as "Bond-trading bump shows more with less" and "Bankers expect Britain to back Brexit transition calls". Below this, a section for "News: AMER EXPRESS CO [AXP.N]" lists various news items with timestamps and headlines in multiple languages. The central panel is the "Eikon Messenger" window, which includes a search bar, a "Directory" button, and a "NEW" indicator. It features a "CONTACTS" list with categories like "Ungrouped" and "Chatrooms", listing several Thomson Reuters employees including Elaine Spero, Jennifer Baker, Sean Naughton, and Tristan Hale. A "CONVERSATIONS" list shows active chats with Elaine Spero and Tristan Hale. The right panel displays a "View conversation history" window for Elaine Spero, showing a list of messages with details like "Net Chng", "Close", and "Currency". At the bottom right, a financial data window for "NYS USD CUS 025816109 AXP" shows bid and ask prices, along with other market data.

that works across multiple messaging networks, and gives access to the financial industry's largest contact directory.

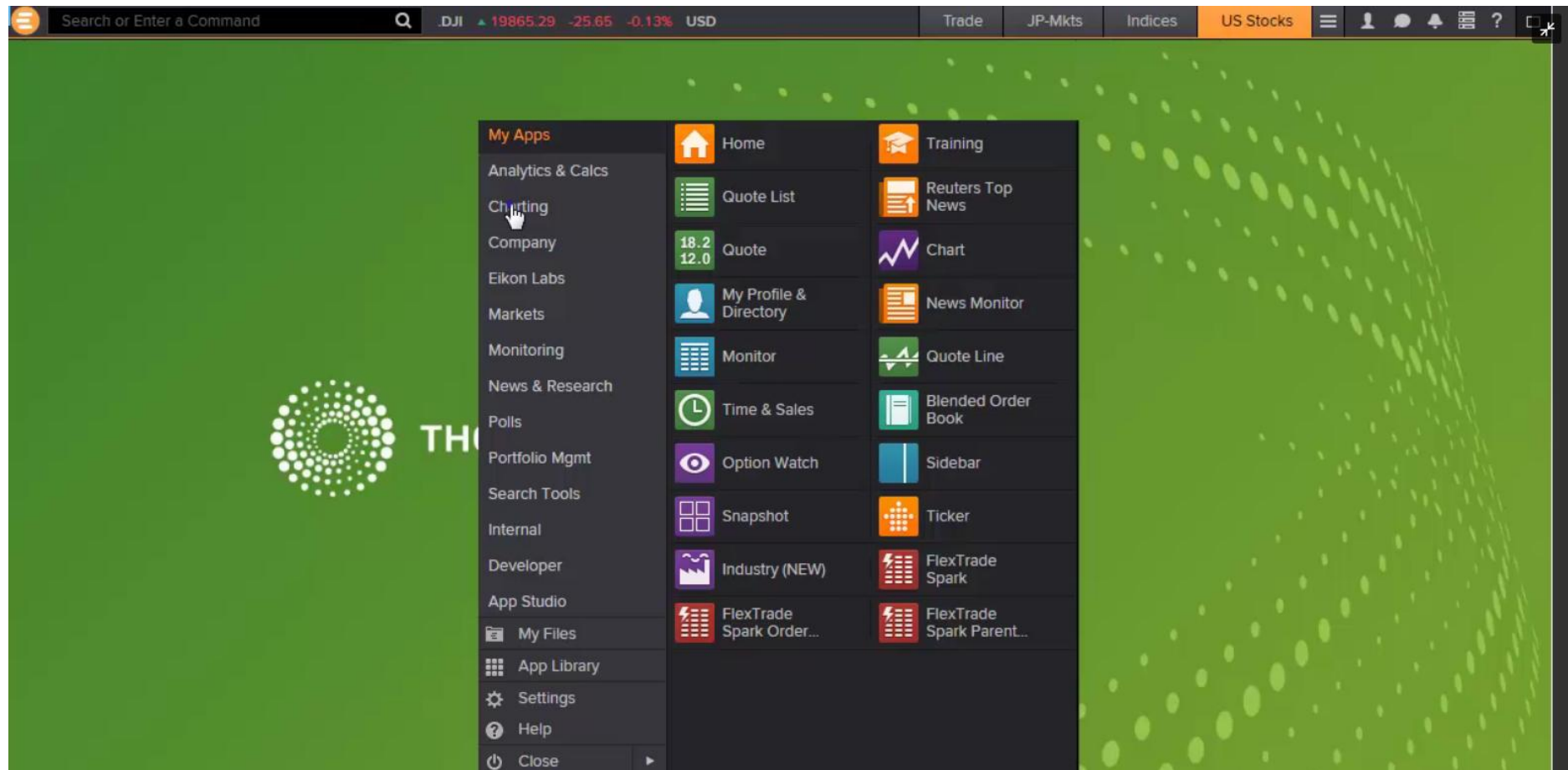
Haz clic en workspace y selecciona Templates para ver los modelos de workspaces disponibles



## Puedes crear tu propio workspace



## Seleccionar el menú de Eikon para ver la gama de herramientas financieras



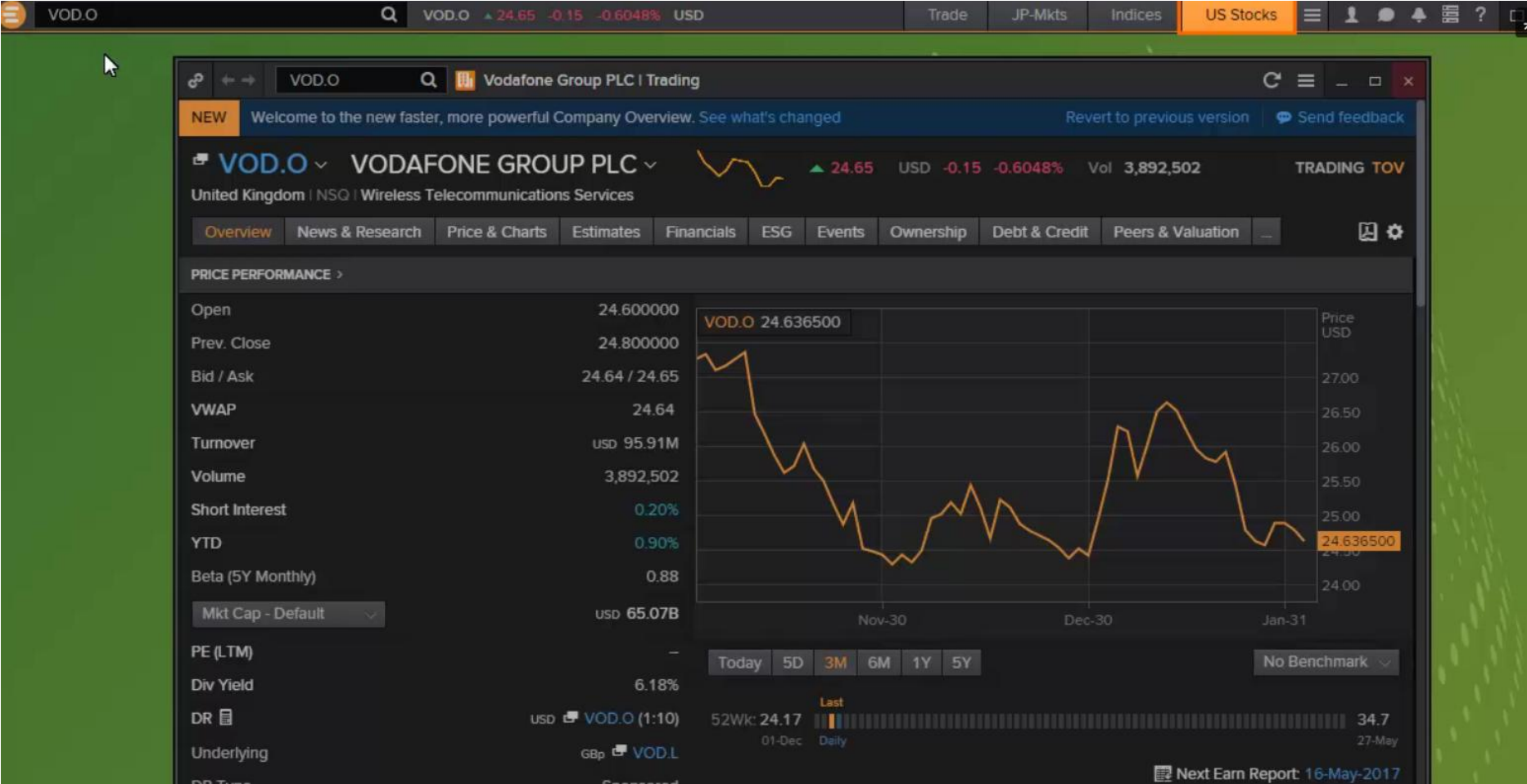
Podemos escribir el nombre de una empresa en el cuadro de búsqueda y nos ofrecerá múltiples sugerencias

The screenshot shows a financial search interface with a search bar containing 'vodafone'. The search results are displayed in a list on the left side of the screen, with a green background on the right side. The search bar at the top shows the Dow Jones Industrial Average (DJI) at 19861.43, down 29.51 (-0.15%) in USD. The search results list various Vodafone entities and their corresponding stock tickers and market listings.

Entity	Ticker
Vodafone Group PLC (Depository Receipt - NASDAQ Global Select Consolidated - VOD)	VOD.O
Business Info	VOD.O BUS
Overview	VOD.O OV
Quote	VOD.O Q
Chart	VOD.O CHT
Option Watch	VOD.O OPW
Vodafone Group PLC (Ordinary Share - MiFID Top Liquidity Security - London Stock Exchange - VOD)	VOD.L
Vodafone India Ltd (Ordinary Share - National Stock Exchange of India)	VODA.NS
Vodafone Qatar QSC (Ordinary Share - Doha Securities Market - VFQS)	VFQS.QA
Fjarskipti hf (Vodafone) (Ordinary Share - MiFID Eligible Security - OMX Nordic Exchange Iceland hf - V...)	VOICE.IC
Vodafone Egypt Telecommunications Co SAE (Ordinary Share - Egyptian Stock Exchange - VODE)	VODE.CA
Vodafone Group PLC (Ordinary Share - MiFID Top Liquidity Security - MiFID Composite Cross Market...)	VODGBP.xbo
Vodafone Group PLC - 5 year - MM (Single Name Credit Default Swap - Thomson Reuters EOD - SNRFOR)	VOD5YEUM=R
VODAFONE GROUP ANNUAL Stock Dividends Index (Equity Index)	VODDIV

More search results for "vodafo" [Shift+Enter](#)

Para guardar tu workspace, clicar con el botón derecho en workspace y selecciona Save. Para acceder a los workspaces guardados haz clic en Workspacemenu y selecciona Open Workspace





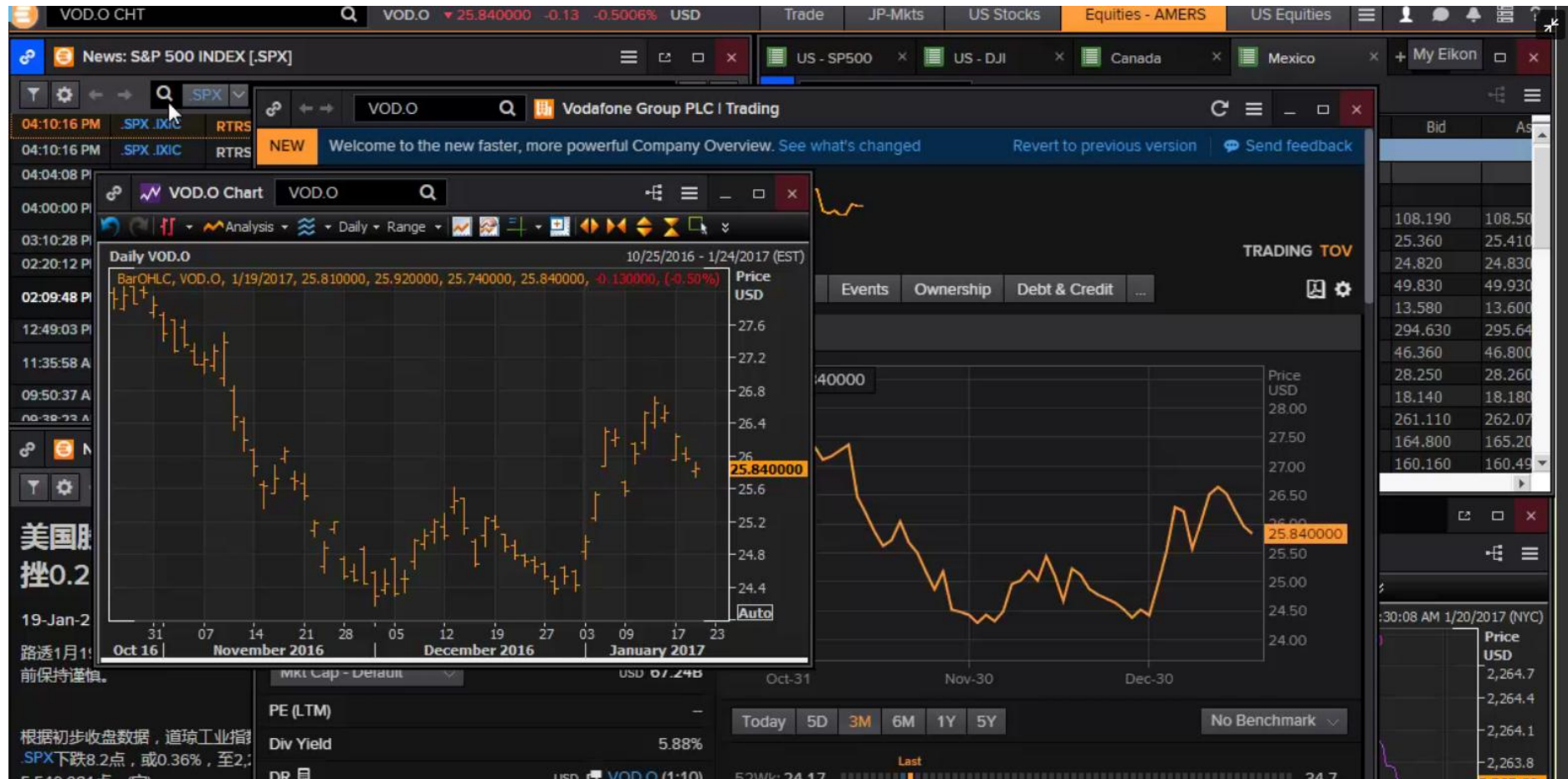
# Los datos de los precios en tiempo real se mostrarán en el área Active Symbol

The screenshot shows a financial trading platform interface. At the top, there is a search bar with the text 'char' and a magnifying glass icon. To the right of the search bar, the current price for 'VOD.O' is displayed as 24.655000, with a change of -0.145000 (-0.584%). The interface includes navigation tabs for 'Trade', 'JP-Mkts', 'Indices', and 'US Stocks'. Below the search bar, a list of search results is shown, each with a category icon, the company name, a brief description, and the stock symbol. The results include:

- Vodafone Group PLC** (VOD.O): Depository Receipt - NASDAQ Global Select Consolidated - VOD. Sub-items include Business Info (VOD.O BUS), Overview (VOD.O OV), Quote (VOD.O Q), Chart (VOD.O CHT), and Option Watch (VOD.O OPW).
- Vodafone Group PLC** (VOD.L): Ordinary Share - MiFID Top Liquidity Security - London Stock Exchange - VOD.
- Vodafone India Ltd** (VODA.NS): Ordinary Share - National Stock Exchange of India.
- Vodafone Qatar QSC** (VFQS.QA): Ordinary Share - Doha Securities Market - VFQS.
- Fjaraskipti hf (Vodafone)** (VOICE.IC): Ordinary Share - MiFID Eligible Security - OMX Nordic Exchange Iceland hf - V...
- Vodafone Egypt Telecommunications Co SAE** (VODE.CA): Ordinary Share - Egyptian Stock Exchange - VODE.
- Vodafone Group PLC** (VODGBP.xbo): Ordinary Share - MiFID Top Liquidity Security - MiFID Composite Cross Market...
- Vodafone Group PLC - 10 year - MM** (VOD10YEUM=R): Single Name Credit Default Swap - Thomson Reuters EOD - SNRFOR.
- VODAFONE GROUP ANNUAL Stock Dividends Index** (.VODDIV): Equity Index.

At the bottom of the search results, there is a link for 'More search results for "char"' and a keyboard shortcut 'Shift+Enter'. The background of the interface is a green gradient with a pattern of glowing dots.

Si seleccionas una aplicación del menú de Eikon, también cargará y mostrará los datos con Active Symbol



## Thomson Reuters Eikon utiliza tu perfil para ofrecerte contenidos y herramientas relevantes

The screenshot displays the Thomson Reuters Eikon interface. At the top, a notification banner reads "thomsonreuters.com está ahora en pantalla completa" (thomsonreuters.com is now in full screen) with a "Salir de pantalla completa (Esc)" (Exit full screen (Esc)) button. Below this, a navigation bar includes a search bar and a "NEW" button. The main content area is titled "EDIT PROFILE | Directory" and features a search bar for "Search Name and Company". The profile for "Jessica Prior" is shown, including a profile picture, name, and links for "View Product Permissions", "Change Language", and "Change Password/Manage 2-Step Verification". The profile is divided into sections: "SUMMARY" (with fields for Job Title, Bio, and Headline), "WORK HISTORY" (with an "Add a position" button), and "EDUCATION" (with an "Add education" button). On the left side, there is a vertical sidebar with a market news feed, including the text "美国股市 控0.2" and "19-Jan-2 路透1月1: 前保持谨慎。". On the right side, there is a financial data table with columns for "Bid" and "Ask" prices, and a "Price USD" column showing values like 2,264.7, 2,264.4, 2,264.1, 2,263.8, and 2,263.60. A small line chart is visible at the bottom right of the data table.

La información se almacena en la aplicación MyProfile y Directory que puedes actualizar en cualquier momento